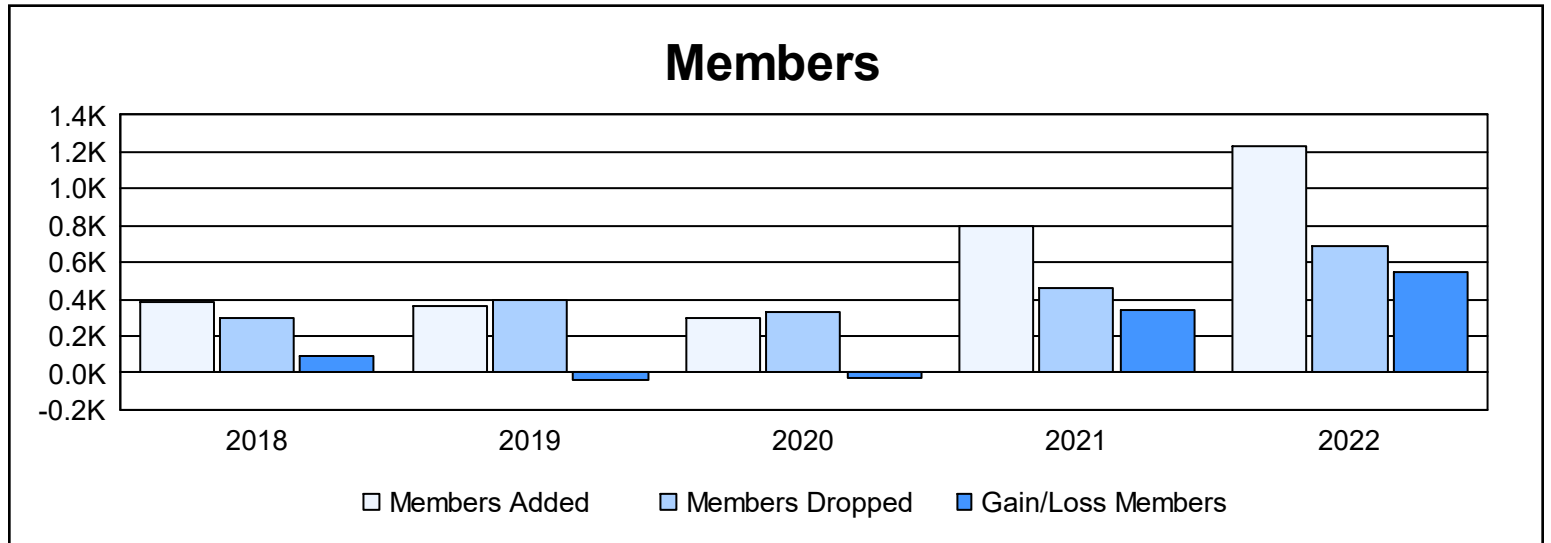
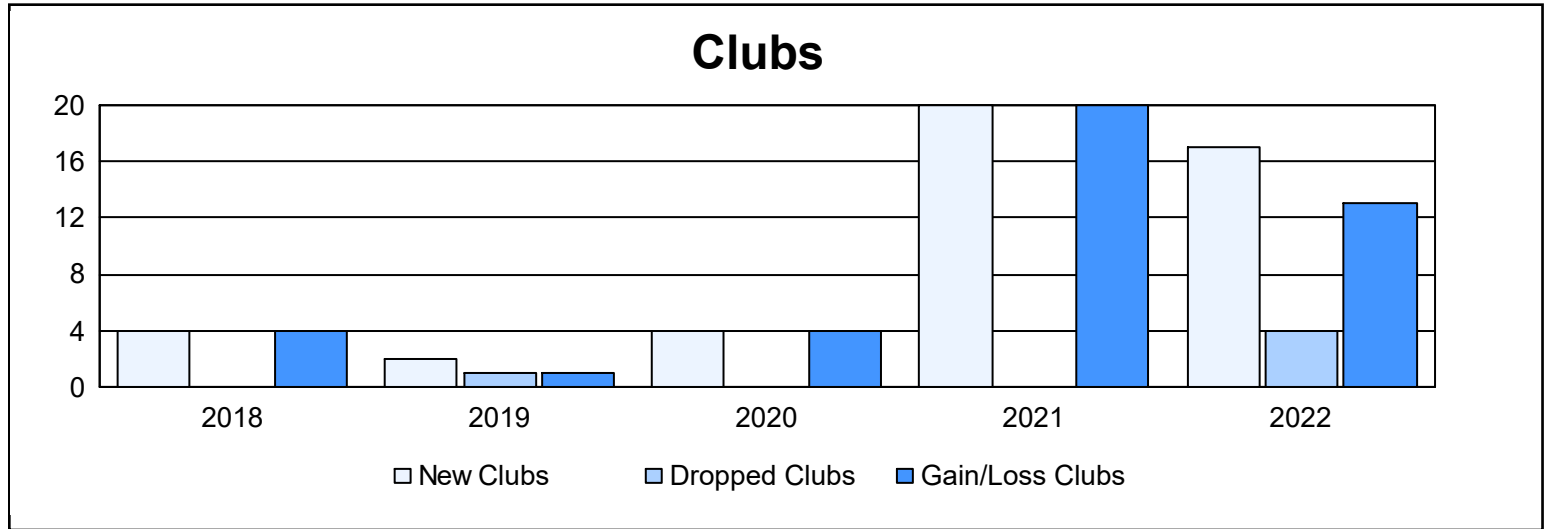
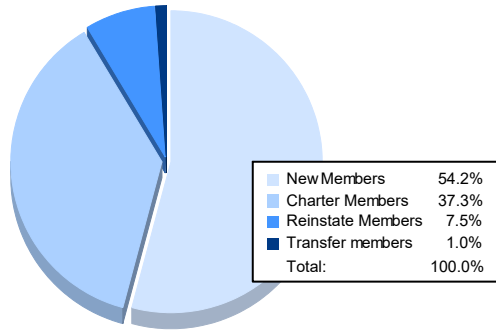


| Year | New Clubs | Dropped Clubs | Gain/ Loss Clubs | New Members | Charter Members | Reinstate Members | Transfer Members | Total Member Added | Total Members Dropped | Gain/ Loss Members |
|----------------|-----------|---------------|------------------|-------------|-----------------|-------------------|------------------|--------------------|-----------------------|--------------------|
| 2017-2018 | 4 | 0 | 4 | 269 | 97 | 18 | 5 | 389 | 303 | 86 |
| 2018-2019 | 2 | 1 | 1 | 267 | 70 | 16 | 5 | 358 | 394 | -36 |
| 2019-2020 | 4 | 0 | 4 | 187 | 91 | 11 | 8 | 297 | 325 | -28 |
| 2020-2021 | 20 | 0 | 20 | 277 | 468 | 38 | 18 | 801 | 455 | 346 |
| 2021-2022 | 17 | 4 | 13 | 665 | 457 | 92 | 12 | 1,226 | 683 | 543 |
| Average | 9 | 1 | 8 | 333 | 237 | 35 | 10 | 614 | 432 | 182 |



Membership Composition June 2022 Cumulative



Gender Composition June 2022 Cumulative

